



Shared by [@hqdocsshop](#)

We sell HQ Docs for KYC Verification, 10+ countries.
3DS bypass via auto-call bot / pay-per-message.

CC TO BTC METHOD (Updated 05.2023)

In this method I will describe how to verify accounts on exchanges and cash out funds with a help of Mexican docs and CC.

I sell Mexican ID cards for \$3 – contact me in telegram [@hqdocsshop](#) if you need them for verification or any help with the method (for some % of profit share). I use this method daily and can share useful tips (also I got working payday loans method for sale + docs for verification).



Why do I use Mexican accounts?

Reason 1. All ID cards come with Address Proof Inside, that's why you won't require any additional stuff, like utility bills.

Reason 2. Due to local privacy protection laws, Mexican banks do not share personal data with payment processors, that's why you can use another person CC. This method won't work for cars from US, UK or EU, because in this case you will require ID card and CC from the same person (which is far more expensive).

Reason 3. Lots of banks still have non-VBV cards, that will work even for high-risk operations, like buying crypto.

Tools Required for successful cash out:

1. Mexican ID Card with CUPR & Address Proof (available on card)
2. Mexican IP Address (socks5 or VPN)
3. Clean BTC Wallet (to protect privacy)

LET'S START!

1. **Configure Browser and change IP Address (simple config instruction in the end of the file)**
2. **Create & verify crypto exchange account**

We need to use small local exchanges, that allow documents upload via browser.

Some of exchanges that I use and advise to start with:

<https://changebit.nl/>

<https://bitcash.asia/>

Both have similar verification process, where user needs to fill out verification form, by entering valid ID card number and later upload it.

What you will need to do during verification:

Create account and fill out verification form, using data from ID card:

ID Card Number: **CUPR**
Expiry Year: **VIGENCIA**

SAMPLE OF DATA I PROVIDE WITH ID CARD: NAME|CURP|EXPIRY|ADDRESS|DOB

● PER [REDACTED] MIAN PER [REDACTED] BCCR02 2029 C MARIANO MATA [REDACTED] A 10/03/19 [REDACTED]

If you have entered this data correctly, and exchange approves your ID Card, you will need to upload ID Card scan/photo. After upload, it might take some time to verify your account. In most cases, it takes 5-10 minutes.

3. Deposit funds from CC to exchange & exchange to BTC

Deposit amount:

\$300-400 first transaction; second transactions can be increased to - \$400-500 and so on. Transaction amount should be decreased if you get insufficient funds error. You can repeat deposits until CC is starting to get declined – it can be due to insufficient funds or it was blocked by bank or owner.

Once your account was funded – exchange USD to BTC and withdraw to a BTC wallet (preferable a new one, create without documents verification to hide real identity).

From my experience, anti-fraud measures are not so strict on verified accounts (probably because user identity was already confirmed), that's why even setup with general-use VPN services should works.

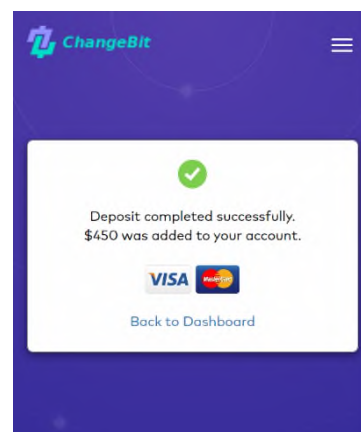
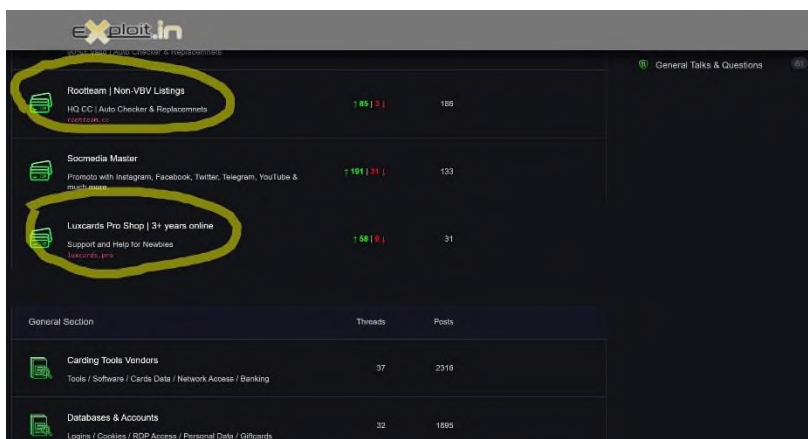
Tested & Working Mexican Non-VBV BINs:

BANCO MERCANTIL	HSBC	TARJETAS	BBVA	BANCO NACIONAL	BANCO DEL SURESTE	SANTANDER
491341	402687	345741	455503	491346	491399	494133
491904	491295	490176	455502	491343	491398	491512
491584	456880	454492	455525	403703	-	491573

Shops that have good quality Mexican CC and have search box to find BINs from the list above:

<https://luxcards.pro/> <https://rootteam.cc/>

Both shops are listed at exploit and wwh-club & exploit forums at trusted shops section and have and loyal replacement policy for invalid cards. You can search for BINs from the list in any other legit shops.

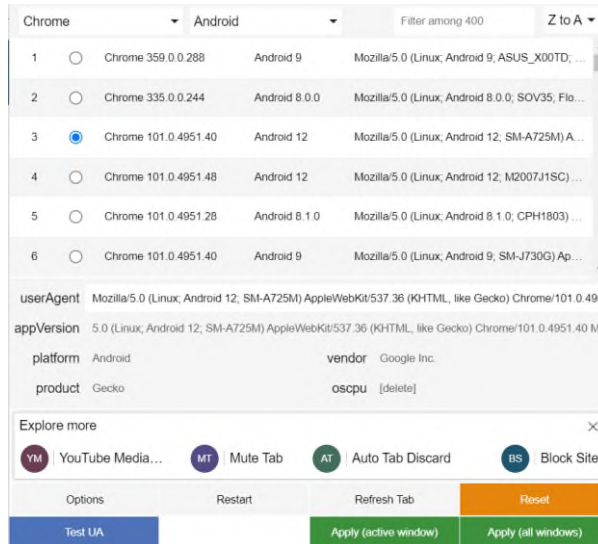


SIMPLE & WORKING CARDING SETUP FOR THIS METHOD

From my experience, anti-fraud measures are not so strict on verified accounts (probably because user identity was already confirmed), that's why even setup with general-use VPN services should work.

Option 1:

This setup works with any VPN service, it changes browser fingerprints and imitates mobile user (which gives more trust for anti-fraud systems).



How to do it:

On Chrome/Firefox browser install User-Agent Switcher and Manager extension (can be found in extension store or google). Change User Agent to Android and resize window to mobile resolution (Ctrl+Shift+M or right click – inspect – mobile design button).

Mobile phone + VPN works well. Don't forget to clean cookies and reconnect VPN for different accounts.

Option 2:

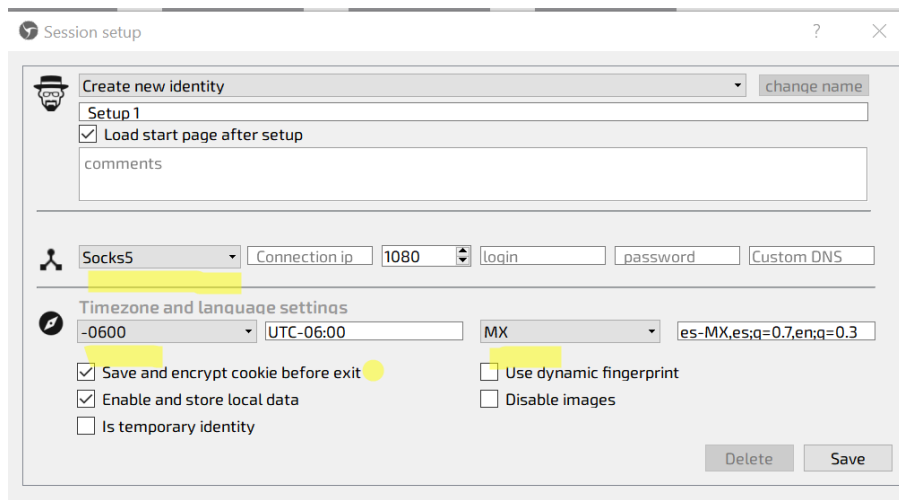
One of the best software for carding is LinkenSphere or its free version:

Sphere Browser <https://sphere.tenebris.cc/>

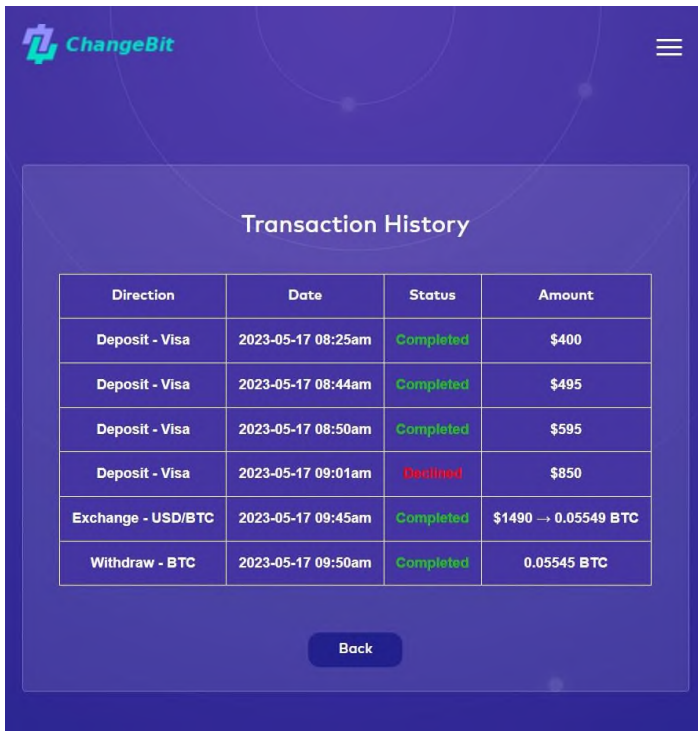
Can be used with SOCKS5 directly or in combination with VPN.

Work only one PC.

Settings: time zone and language



SOME OF MY DEPOSITS

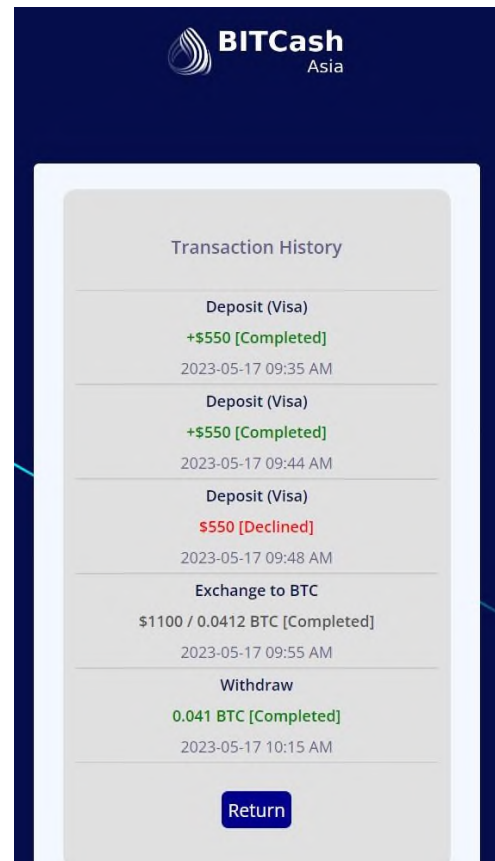


ChangeBit

Transaction History

Direction	Date	Status	Amount
Deposit - Visa	2023-05-17 08:25am	Completed	\$400
Deposit - Visa	2023-05-17 08:44am	Completed	\$495
Deposit - Visa	2023-05-17 08:50am	Completed	\$595
Deposit - Visa	2023-05-17 09:01am	Declined	\$850
Exchange - USD/BTC	2023-05-17 09:45am	Completed	\$1490 → 0.05549 BTC
Withdraw - BTC	2023-05-17 09:50am	Completed	0.05545 BTC

Back



BITCash Asia

Transaction History

Deposit (Visa)	+550 [Completed]	2023-05-17 09:35 AM
Deposit (Visa)	+550 [Completed]	2023-05-17 09:44 AM
Deposit (Visa)	\$550 [Declined]	2023-05-17 09:48 AM
Exchange to BTC	\$1100 / 0.0412 BTC [Completed]	2023-05-17 09:55 AM
Withdraw	0.041 BTC [Completed]	2023-05-17 10:15 AM

Return

In case you need any help you or tools you can contact us in telegram: [@hqdocsshop](https://t.me/hqdocsshop)

My services:

- Scans for account verifications (10 countries): from \$3 for profile ID
- Live guidance till cash out for
- 3DS Bot to get live 2FA codes to cash out from any CC (holder's phone number required)